Smart Mirror



LINCOGN TECHNOLOGY CO. LIMITED
Address: Room 202, 2/F, Building No. 19 West Science and Technology Avenue, Science Park, Shatin, N.T., Hong Kong
info@yoswit.com | Tel: (852) 3996 9396 | Fax: (852) 3119 8778 | www.yoswit.com

Installation Diagram



Technical Parameters

Mirror Size	Customizable
Operating Temperature Range	-20℃ ~ +70℃
Operating Voltage	5V
Interface	I2C / USB / RS232
Driver IC	ILI2312
Construction	G+G

LINCOGN TECHNOLOGY CO. LIMITED
Address: Room 202, 2/F, Building No. 19 West Science and Technology Avenue, Science Park, Shatin, N.T., Hong Kong
info@yoswit.com | Tel: (852) 3996 9396 | Fax: (852) 3119 8778 | www.yoswit.com

Two Power Connection Methods

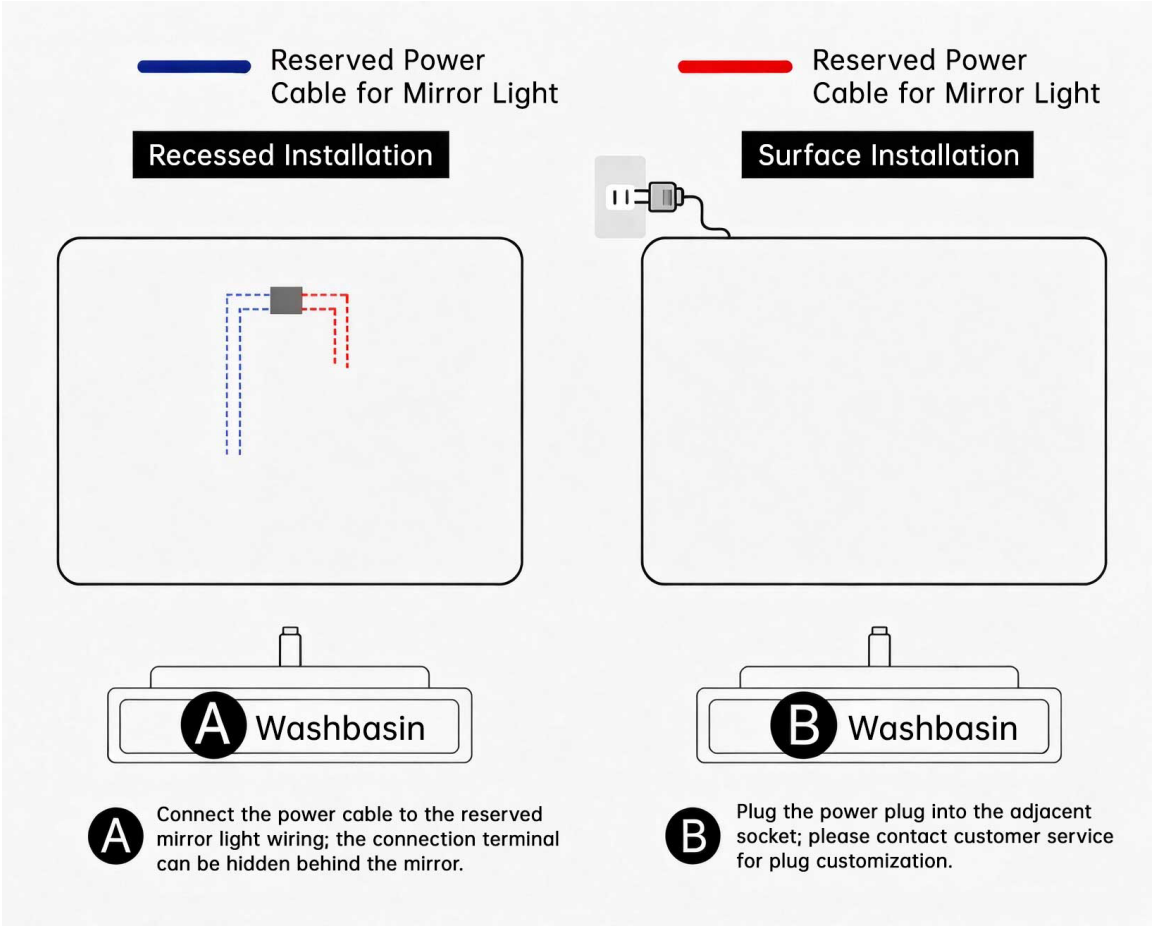

Installation Instructions

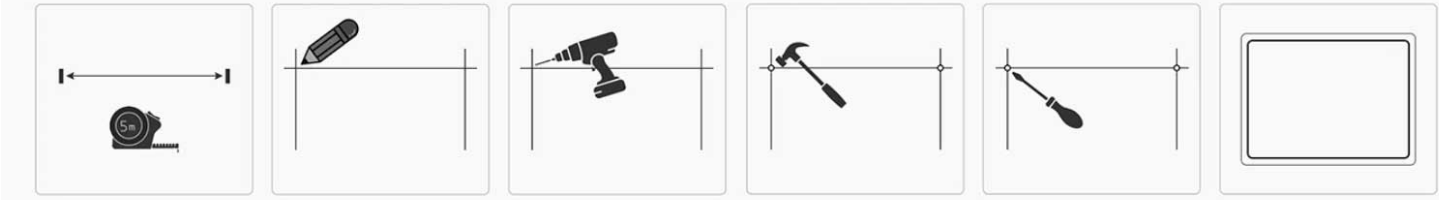

1. Measure the distance between the two hooks with a tape measure
2. Draw a horizontal line on the wall with a pencil and mark the drilling points
3. Drill holes at the marked points with an electric drill
4. Hammer the expansion plugs into the holes
5. Drive the screws in with a screwdriver
6. Hang the mirror installation complete

LINCOGN TECHNOLOGY CO. LIMITED
Address: Room 202, 2/F, Building No. 19 West Science and Technology Avenue, Science Park, Shatin, N.T., Hong Kong
info@yoswit.com | Tel: (852) 3996 9396 | Fax: (852) 3119 8778 | www.yoswit.com